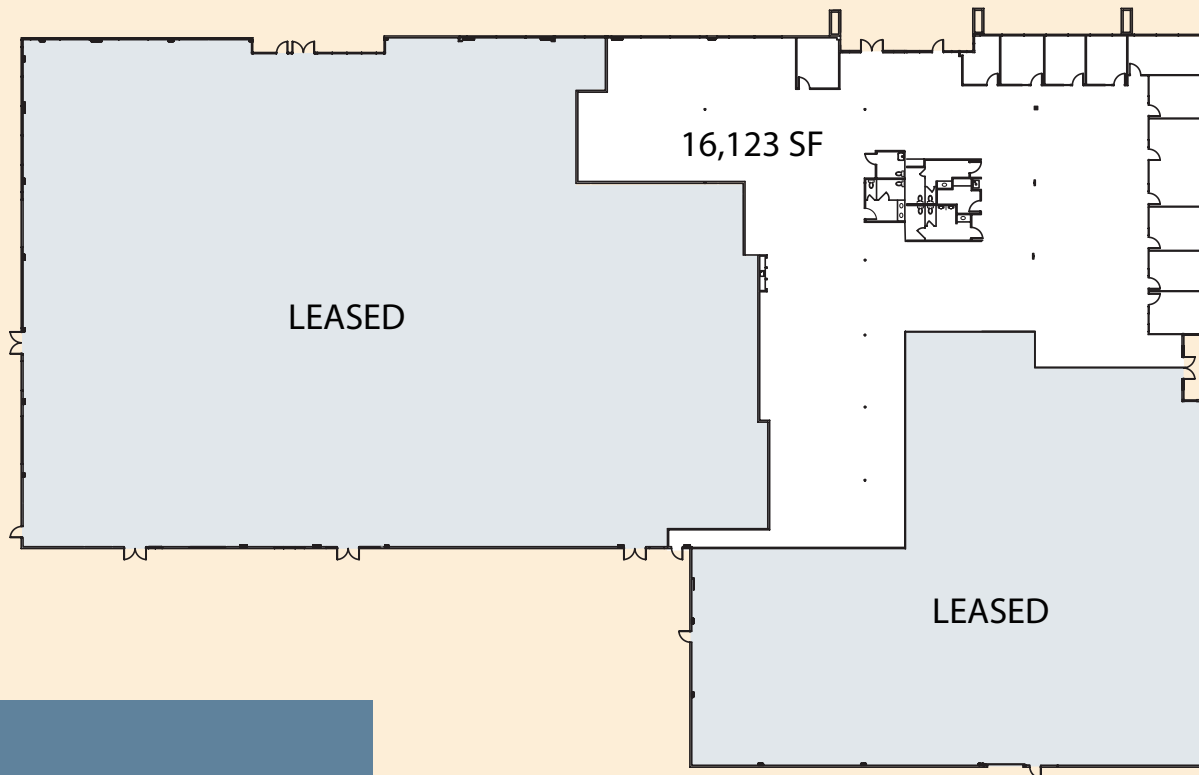


C O N C O R D O F F I C E P A R K

2150 John Glenn Drive, Concord, CA



Office (Office/Flex) Space for Lease

16,123 Square Feet

- Divisible to 8,698 and 7,425 square feet
- Tenant improvements available

www.ConcordOfficePark.com

For more information, contact exclusive agents:

JOHN FENNELL

Cushman & Wakefield
Phone: 925.274.2802
Cell: 925.963.3698
Fax: 925.935.3409
john.fennell@cushwake.com

JIM IRELAND

R&D Commercial
Phone: 925.945.1116
Cell: 707.373.4984
Fax: 925.945.0632
jirdcomml@sbcglobal.net



**CUSHMAN &
WAKEFIELD**[®]
Global Real Estate SolutionsSM

C O N C O R D O F F I C E P A R K

Concord's business address of choice



For more information, contact exclusive agents:

JOHN FENNELL

Cushman & Wakefield
Phone: 925.274.2802
Cell: 925.963.3698
Fax: 925.935.3409
john.fennell@cushwake.com

JIM IRELAND

R&D Commercial
Phone: 925.945.1116
Cell: 707.373.4984
Fax: 925.945.0632
jirdcomm1@sbcglobal.net

Office Space for Lease

2150 John Glenn Drive
and
1140 Galaxy Way
Concord, CA 94520



www.ConcordOfficePark.com

C O N C O R D O F F I C E P A R K

Concord's business address of choice

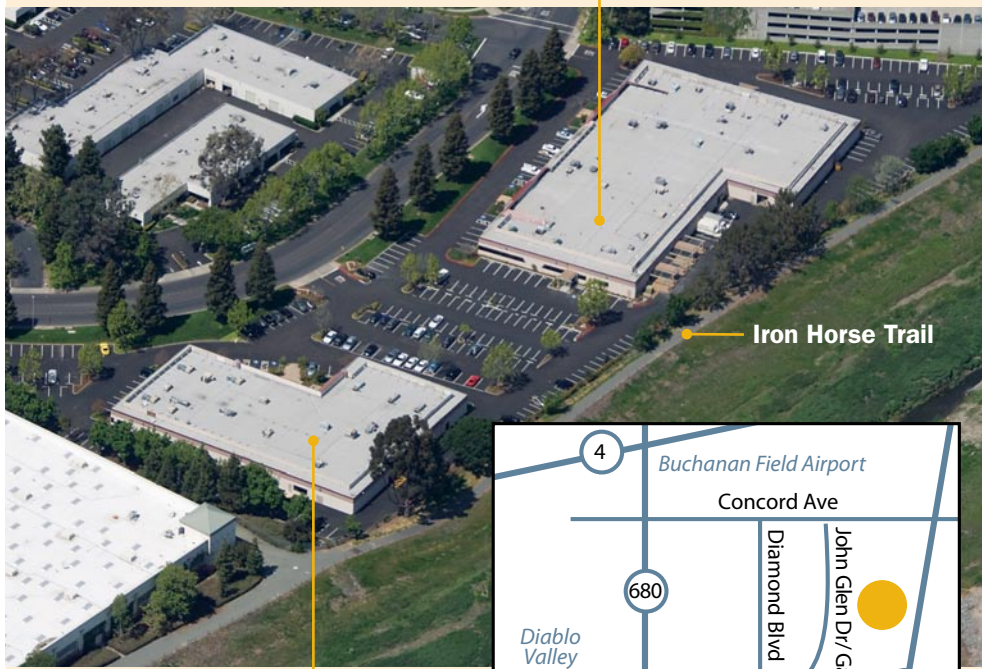
Concord Office Park consists of two state-of-the-art, single-level buildings connected by mature landscaping and a common parking area. Major transportation routes are nearby, yet the ambience is distinctly campus-like, with its lush, manicured grounds, redwood trees and the adjacent Iron Horse Trail for mid-day workouts.

- 2150 John Glenn Drive: approx. 55,000 square feet
- 1140 Galaxy Way: approx. 30,250 square feet

Features

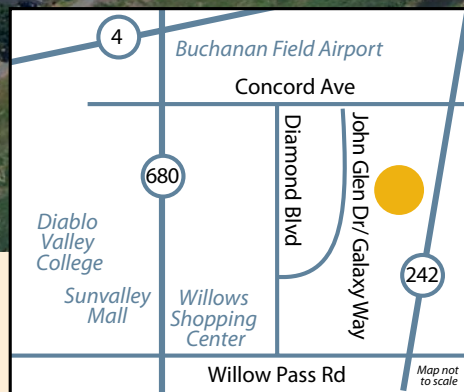
- Monument and building-entry signage available
- On-site surface parking space ratio: 4.5 spaces per 1,000 square feet
- Tenant improvements available
- Excellent corporate identity
- Park-like setting

2150 John Glenn Drive



Iron Horse Trail

1140 Galaxy Way



Central Concord Location

The SF/Peninsula Alternative:

Our Concord location offers the ease and beauty of a park-like setting with all the amenities of an urban locale. Located near freeways, Concord is home to scores of restaurants, shopping and major businesses, including Chevron.

Concord Office Park is a great alternative to the City. You won't miss the congestion, and your staff will like the easy lifestyle and affordable residential opportunities.

Convenient Proximity:

- I-680 and immediate access to Hwy. 242
- BART station (approx. 4 miles)
- Universities and colleges, including Diablo Valley College, UC Berkeley and St. Mary's College
- Buchanan Field Airport
- Willows Shopping Center and Sunvalley Mall
- Popular Iron Horse Trail
- Restaurants
- Post office and medical services
- Major banking and financial services

www.ConcordOfficePark.com